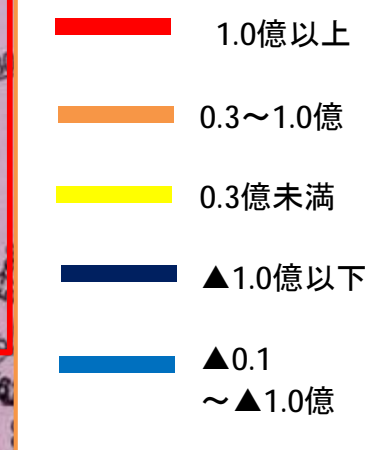
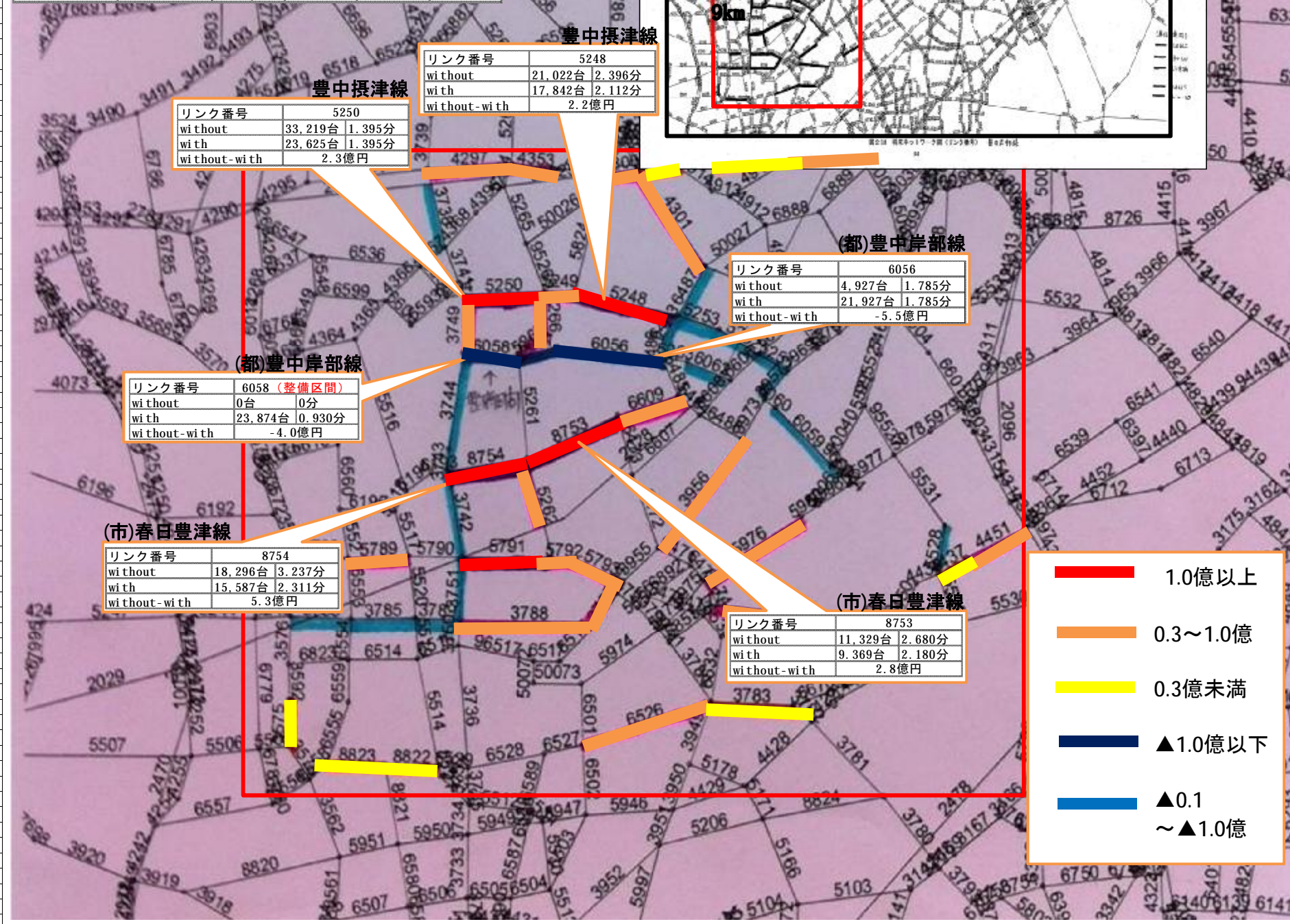
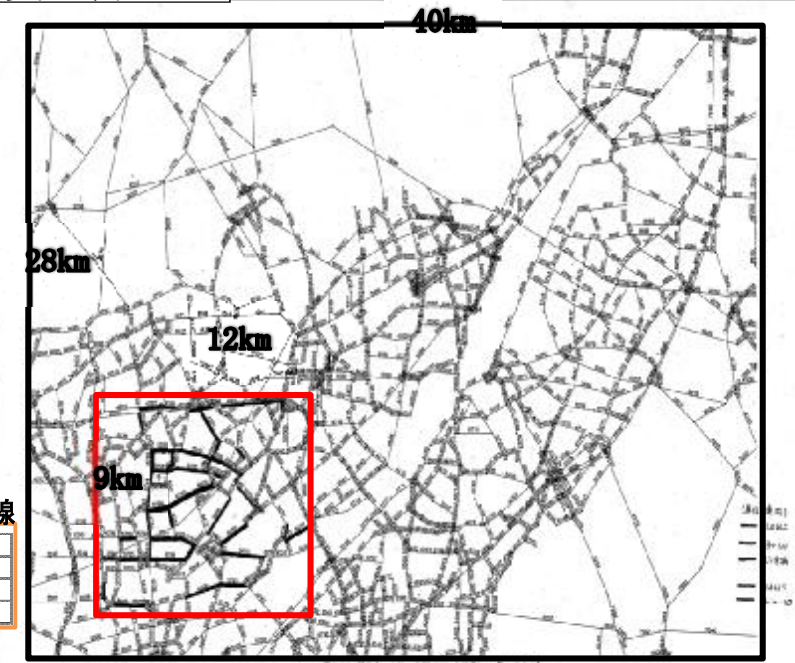


(都)豊中岸部線 便益データ

| リンク名 | 延長 (km) | without | | with | | without-with 時間短縮便益 (億円/年) |
|-------|---------|--------------|-------------|--------------|-------------|----------------------------------|
| | | 交通量 (台/日) | 走行時間 (分) | 交通量 (台/日) | 走行時間 (分) | |
| 8754 | 1.34 | 18,296 | 3,237 | 11,329 | 2,680 | 5.266 |
| 8753 | 1.09 | 15,587 | 2,311 | 9,369 | 2,180 | 2.8428 |
| 5250 | 0.93 | 33,219 | 1,395 | 23,652 | 1,395 | 2.3316 |
| 5248 | 1.2 | 21,022 | 2,396 | 17,842 | 2,112 | 2.1782 |
| 5791 | 1 | 16,554 | 2,278 | 13,960 | 2,039 | 1.6763 |
| 5793 | 0.61 | 17,266 | 1,970 | 15,639 | 1,833 | 0.9626 |
| 5266 | 0.59 | 5,986 | 1,011 | 816 | 1,011 | 0.9307 |
| 3749 | 0.73 | 148,062 | 0,732 | 141,105 | 0,730 | 0.9253 |
| 4301 | 1.82 | 12,735 | 3,120 | 11,222 | 3,120 | 0.8378 |
| 5267 | 0.43 | 5,986 | 0,860 | 816 | 0,737 | 0.8102 |
| 4297 | 0.97 | 105,390 | 1,218 | 103,449 | 1,205 | 0.6938 |
| 4451 | 0.95 | 28,682 | 1,860 | 27,719 | 1,810 | 0.6196 |
| 5249 | 0.35 | 28,997 | 0,525 | 22,412 | 0,525 | 0.5929 |
| 5262 | 1.28 | 2,914 | 2,560 | 1,679 | 2,560 | 0.5838 |
| 5976 | 1.27 | 25,549 | 3,403 | 24,991 | 3,350 | 0.5737 |
| 6609 | 0.76 | 16,533 | 1,307 | 14,341 | 1,303 | 0.5116 |
| 6526 | 1.63 | 8,998 | 3,260 | 8,316 | 3,260 | 0.4389 |
| 5792 | 0.26 | 17,266 | 0,840 | 15,639 | 0,781 | 0.4103 |
| 5789 | 0.69 | 6,006 | 1,380 | 4,514 | 1,380 | 0.3847 |
| 4296 | 0.55 | 102,941 | 0,681 | 100,926 | 0,675 | 0.3796 |
| 4353 | 0.55 | 102,941 | 0,681 | 100,926 | 0,675 | 0.3796 |
| 3956 | 1.35 | 16,684 | 2,314 | 15,810 | 2,314 | 0.3609 |
| 5790 | 0.6 | 6,582 | 1,200 | 5,064 | 1,200 | 0.34 |
| 4300 | 0.43 | 97,758 | 0,532 | 95,344 | 0,526 | 0.3347 |
| 3955 | 0.57 | 24,994 | 1,224 | 24,180 | 1,192 | 0.3187 |
| 3788 | 1.55 | 42,181 | 2,364 | 41,657 | 2,354 | 0.3122 |
| 3790 | 0.29 | 50,653 | 0,503 | 48,838 | 0,488 | 0.3084 |
| 4302 | 0.91 | 100,497 | 1,116 | 99,446 | 1,112 | 0.2887 |
| 2028 | 9.6 | 83,966 | 5,760 | 83,718 | 5,760 | 0.28 |
| 4923 | 0.92 | 10,066 | 1,577 | 9,174 | 1,577 | 0.2632 |
| 5470 | 1.8 | 15,584 | 3,606 | 15,226 | 3,600 | 0.2598 |
| 3787 | 0.43 | 46,873 | 0,697 | 45,949 | 0,685 | 0.2268 |
| 6528 | 0.87 | 14,014 | 1,740 | 13,363 | 1,740 | 0.2244 |
| 4437 | 0.34 | 28,682 | 0,666 | 27,719 | 0,648 | 0.2217 |
| 4309 | 0.48 | 110,083 | 0,623 | 109,069 | 0,618 | 0.2189 |
| 3783 | 1.01 | 42,289 | 1,637 | 41,922 | 1,626 | 0.2091 |
| 8823 | 0.8 | 7,084 | 1,600 | 6,435 | 1,600 | 0.2058 |
| 4810 | 0.68 | 19,596 | 1,503 | 19,177 | 1,477 | 0.2044 |
| 4370 | 0.42 | 16,577 | 0,720 | 15,143 | 0,720 | 0.193 |
| 4305 | 0.38 | 103,667 | 0,487 | 102,538 | 0,483 | 0.1862 |
| 3575 | 0.55 | 47,122 | 0,883 | 46,551 | 0,873 | 0.1837 |
| 4303 | 0.92 | 103,624 | 1,180 | 103,073 | 1,178 | 0.1829 |
| 5974 | 1.09 | 23,485 | 1,756 | 23,185 | 1,735 | 0.1817 |
| 8822 | 0.7 | 7,084 | 1,400 | 6,435 | 1,400 | 0.18 |
| 5973 | 0.35 | 18,536 | 0,732 | 17,683 | 0,715 | 0.1749 |
| 6194 | 0.37 | 10,532 | 0,634 | 11,798 | 0,634 | -0.1544 |
| 5528 | 0.69 | 7,741 | 1,380 | 8,330 | 1,380 | -0.1599 |
| 3738 | 1.01 | 157,263 | 1,017 | 157,951 | 1,019 | -0.1752 |
| 5983 | 1.1 | 17,332 | 2,200 | 17,761 | 2,200 | -0.1778 |
| 95527 | 0.79 | 4,339 | 1,580 | 4,995 | 1,580 | -0.1978 |
| 50021 | 1.25 | 12,582 | 2,534 | 12,882 | 2,551 | -0.2026 |
| 5531 | 0.89 | 7,741 | 1,780 | 8,330 | 1,780 | -0.2063 |
| 3742 | 1.06 | 153,236 | 1,069 | 154,168 | 1,071 | -0.2134 |
| 6607 | 1.05 | 9,194 | 1,800 | 9,830 | 1,800 | -0.2165 |
| 3957 | 0.46 | 25,383 | 1,000 | 26,044 | 1,020 | -0.2224 |
| 6487 | 0.66 | 19,853 | 1,242 | 20,435 | 1,272 | -0.2253 |
| 3744 | 1.18 | 151,452 | 1,186 | 152,417 | 1,188 | -0.2388 |
| 6195 | 0.63 | 11,172 | 1,080 | 12,412 | 1,080 | -0.258 |
| 6062 | 0.56 | 3,561 | 0,840 | 5,234 | 0,840 | -0.2761 |
| 6552 | 0.59 | 14,813 | 1,022 | 15,944 | 1,049 | -0.3029 |
| 3751 | 0.74 | 154,967 | 0,748 | 156,537 | 0,751 | -0.3075 |
| 3786 | 0.7 | 46,422 | 1,073 | 47,559 | 1,082 | -0.3235 |
| 6059 | 0.75 | 20,425 | 1,125 | 22,029 | 1,125 | -0.3322 |
| 5253 | 0.52 | 7,893 | 0,891 | 10,320 | 0,891 | -0.3892 |
| 5251 | 0.4 | 13,779 | 0,686 | 16,741 | 0,692 | -0.3977 |
| 5252 | 0.54 | 7,893 | 0,926 | 10,320 | 0,926 | -0.404 |
| 3789 | 0.5 | 51,046 | 0,816 | 52,508 | 0,836 | -0.4328 |
| 3785 | 0.73 | 51,061 | 1,191 | 52,523 | 1,221 | -0.632 |
| 6486 | 0.28 | 10,120 | 0,480 | 18,111 | 0,493 | -0.7021 |
| 5261 | 1.43 | 1,343 | 2,860 | 2,763 | 2,860 | -0.7357 |
| 6483 | 0.33 | 10,120 | 0,566 | 18,111 | 0,582 | -0.8274 |
| 6057 | 0.46 | 4,927 | 0,690 | 21,927 | 0,690 | -2.1134 |
| 6058 | 0.62 | 0 | 0,930 | 23,874 | 0,930 | -3.9912 |
| 6056 | 1.19 | 4,927 | 1,785 | 21,927 | 1,785 | -5.4672 |

【リンク毎の便益の抽出の仕方】
全リンクの内、プラス便益及びマイナス便益について、各々70%になるように値を抽出

| | 便益 (億円) | リンク数 | 抽出した 便益 | 抽出率 | 抽出した リンク数 |
|--------|------------|-------|------------|-----|--------------|
| プラス便益 | 43.0083 | 630 | 30.1901 | 70% | 45 |
| マイナス便益 | -28.8178 | 521 | -20.2833 | 70% | 29 |
| 合計 | 14.1905 | 1,151 | 9.9068 | 70% | 74 |



プラスの便益

マイナスの便益