

Outline Edition

Osaka Prefectural Plan for Senior Citizens 2015

**(Osaka Prefecture Elderly Welfare Plan and Long-Term Care
Insurance Service Support Plan)**

— **Support for the aged society by
all members of each community** —

March 2015

Osaka Prefectural Government



1. Positioning of the Osaka Prefectural Plan for Senior Citizens 2015	1
2. Outline of Osaka Prefectural Plan for Senior Citizens 2015.....	1
Chapter 1: Significance of the Plan.....	1
Chapter 2: The Status and Future Outlook of the Elderly Population	1
Chapter 3: Promotion of Health and Welfare Measures for the Elderly.....	3
(1) Support for establishment of an integrated community care system	3
(2) Enhancement of support measures for the elderly with dementia, etc.	3
(3) Construction of housing and a community to enable elderly people to lead a safe, secure and comfortable life.....	3
(4) Promotion of health and fulfilling life.....	4
(5) Promotion of support for service recipients.....	4
(6) Proper operation of long-term care insurance projects	4
(7) Enhancement of infrastructure for welfare and long-term care services	4
Chapter 4: Estimated Service Volume of Long-Term Care and Total Capacity Necessary to Accommodate Residents (Users).....	5
(1) Estimated number of persons certified as requiring support or long-term care.....	5
(2) Estimated long-term care service volume.....	6
(3) Total capacity necessary to accommodate users (residents) of facility/ housing-type services and community-based services.....	8
(4) Estimates of long-term care benefits, etc. during the Plan period	9
Chapter 5: Review of Osaka Prefectural Plan for Senior Citizens 2012.....	10
Chapter 6: Toward the Promotion of the Osaka Prefectural Plan for Senior Citizens 2015.....	13
(1) Promotion system	13
(2) Support and advice for municipal governments.....	13

Integrated Community Care System



- The diagram indicates that the five elements of the integrated community care system (housing, medical care, long-term care, prevention and life support services) are organically related and should be closely coordinated with one another.
- “Housing” that protects the privacy and dignity of elderly people, and “life support and welfare services” provided to ensure a stable daily life are the basic elements and expressed as a flowerpot and soil. “Medical care and nursing,” “long-term care and rehabilitation,” and “healthcare and prevention,” which are specialized services provided by professionals, are expressed as plants. Just as plants cannot grow without a nutrient-rich soil, medical care/nursing, long-term care/rehabilitation and healthcare and prevention will not be effective without life support services and housing in the integrated community care system.

1 Positioning of the Osaka Prefectural Plan for Senior Citizens 2015

The Osaka Prefectural Plan for Senior Citizens 2015 comprehensively stipulates measures for elderly people, encompassing the Prefectural Insured Long-Term Care Service Plan set forth in the Long-Term Care Insurance Act, and the Welfare Plan for the Elderly formulated on the basis of the Act on Social Welfare for the Elderly. The Plan period is from fiscal 2015 through 2017.

The Plan will be implemented in alignment with prefectural and other related plans, such as the Basic Policy for Promotion of Human Rights Measures, the Health and Medical Plan, and the Housing Plan for the Elderly and Disabled.

2 Outline of Osaka Prefectural Plan for Senior Citizens 2015

Chapter 1: Significance of the Plan

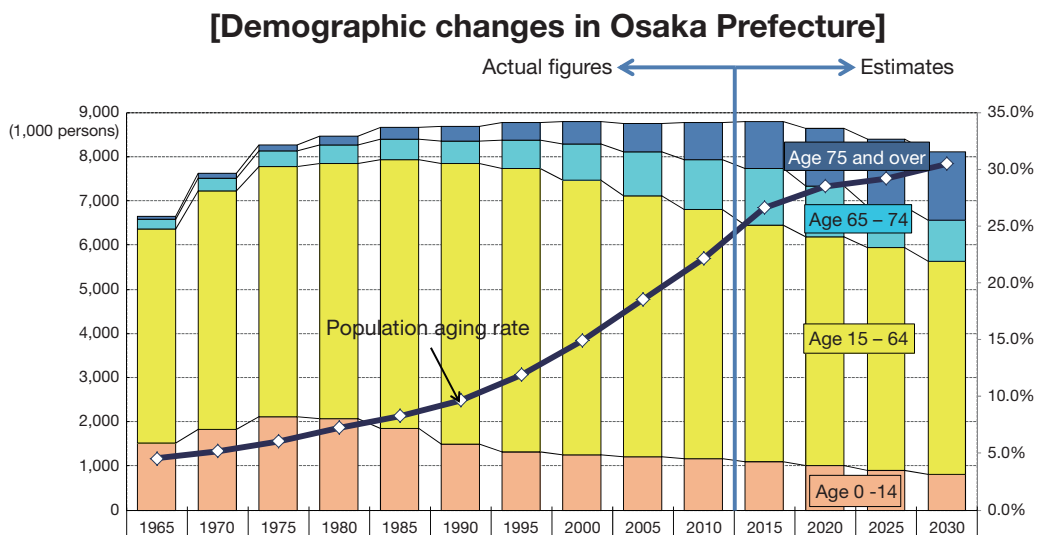
(1) In 2025, when all members of the baby-boom generation will reach the age 75 or older (latter-stage elderly), as in other urban areas, Osaka Prefecture is also expected to experience a significant increase in the numbers of latter-stage elderly people, those certified as requiring long-term care/support, elderly people with dementia, and households with a single elderly member or elderly couples.

Looking ahead to the year 2025 and with the aim of establishing a society where elderly people can continue to live independently and with peace of mind, the Plan stipulates specific measures to be implemented over the next three years to establish a system to support the daily living of elderly people by the entire community.

(2) The basic principle underlying this plan is to create a community and society where people support each other. With the aim of establishing an integrated community care system to enable elderly people to live in their familiar community as long as possible, regardless of their age or physical and mental condition, Osaka Prefectural Government will implement various measures for elderly people.

Chapter 2: The Status and Future Outlook of the Elderly Population

(1) The over 65 population in Osaka Prefecture is expected to reach 2.46 million in 2025 up from 1.96 million in 2010; and population aging is expected to continue to progress further in the Prefecture. In particular, the population of latter-stage elderly in Osaka Prefecture is expected to grow from 0.83 million in 2010 to 1.53 million in 2025, at a faster rate than the national average.



Source: Population Census, Ministry of Internal Affairs and Communications; Population Projection for Japan, National Institute of Population and Social Security Research

[Change in the number of elderly people suffering from dementia in Osaka Prefecture]

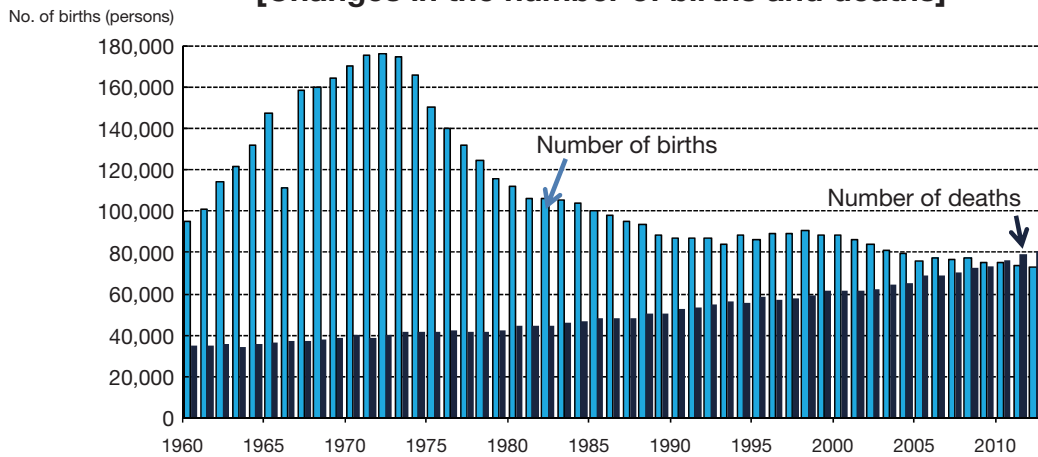
(Unit: 1,000 persons)

	2012	2015	2020	2025	2030
Total population	8,856	8,808	8,649	8,410	8,118
Elderly population	2,099	2,345	2,467	2,457	2,476
Number of elderly with dementia	315	368	424	467	515
Prevalence rate	15.0%	15.7%	17.2%	19.0%	20.8%

* The prevalence rates indicated above are preliminary figures from the "Study on Population Projection of Elderly in Japan Suffering from Dementia (Kyushu University)." The estimated number of elderly with dementia for each year was calculated by multiplying the estimate (in the Population Estimates by the Ministry of Internal Affairs and Communications and the Elderly Population Projection by the National Institute of Population and Social Security Research) by the relevant prevalence rate.

(2) The aging of the population is mainly attributable to: increased population over 65 resulting from longer average life span, decreased number of births, and the baby-boom generation who moved to Osaka Prefecture during the period of rapid economic growth becoming elderly.

[Changes in the number of births and deaths]



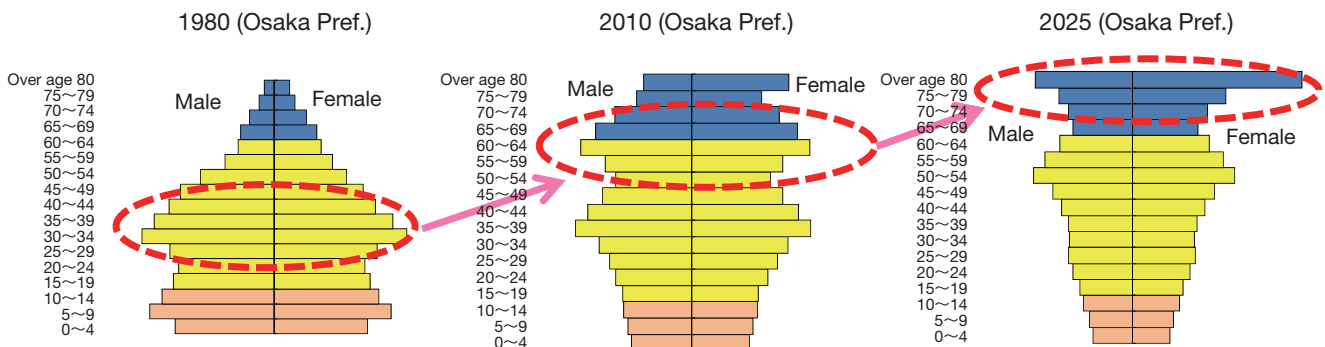
Source: Vital Statistics of Japan, Ministry of Health, Labour and Welfare

Looking at the population pyramid for 1980, the baby-boom generation reached working age (15-64 years), accounting for a large proportion of the population.

In 2010, the baby-boom generation reached 60 – 64 years of age.

In 2025, the baby-boom generation will reach 75-79 years of age. Also, due to increased longevity, there will be many people aged over 80 years old.

[Changes in demographic structure]



Source: Population Census, Ministry of Internal Affairs and Communications; Population Projection for Japan, National Institute of Population and Social Security Research

Chapter 3: Promotion of Health and Welfare Measures for the Elderly

With the aim of establishing an integrated community care system, over the next three years the Osaka Prefectural Government will actively promote health and welfare measures for the elderly, focusing on the following seven pillars.

In particular, the following are designated as high priority activities.

High priority activities

1. Support for life at home through collaboration of medical and long-term care providers

Establishment of a network of cooperation between multiple care providers, early diagnosis and response to dementia, etc.

2. Promotion of mutual help in the community and health and a fulfilling life

Provision of daily life support services by community residents, development and improvement of community-operated spaces, etc.

3. Enhancement of service infrastructure to support elderly people

Securing human resources for long-term care services, proper operation of the long-term care insurance system, etc.

(1) Support for establishment of an integrated community care system

We at the Osaka Prefectural Government will strengthen the functions of the Integrated Community Care Support Center, which plays a central role in establishing an integrated community care system, and enhance the community care meetings, in which various professionals involved in the care of elderly people participate.

We will also work to establish a system to enable seamless provision of medical services—from acute care to home care—in the community, strengthen cooperation between home medical care and long-term care services, improve the safety net in the community, provide support for independent daily life (new projects), and promote the protection of elderly rights.

(2) Enhancement of support measures for the elderly with dementia, etc.

To enhance support for people with dementia, we will work to improve home medical care, promote cooperation between medical institutions and long-term care facilities, promote increased understanding of dementia, and improve the community-based watch-over and support system.

We will also work to promote the use of the Dementia Care Path (flow of service provisions according to symptoms) and placement of early-stage dementia intensive support teams and community dementia supporters.

(3) Construction of housing and a community to enable elderly people to lead a safe, secure and comfortable life

We will work to ensure a stable supply of elderly housing and promote the construction of housing facilities that meet the needs of elderly people, as well as promote barrier-free housing renovation. We will also promote the development of a welfare city where elderly people can go out with peace of mind.

Furthermore, we will encourage municipal governments to develop a support system for those who need assistance in evacuating during disasters and create name lists of those people.

(4) Promotion of health and fulfilling life

In implementing new long-term care prevention projects relating to the revision of the Long-Term Care Insurance Act, we will support municipal governments to undertake various measures to promote the health and fulfilling life of the elderly, including fostering mutual support between the healthy elderly and those requiring support, creating community-based meeting places, and organizing activities and events in which elderly people can participate. Also, in accordance with the 2nd Osaka Prefecture Health Promotion Plan, we will implement activities to extend healthy life expectancy and prevent lifestyle-related diseases.

We will also work to promote social participation and increase employment opportunities for the elderly.

(5) Promotion of support for service recipients

To enable elderly people to use the necessary services easily, we will urge municipal governments to provide information regarding long-term care insurance system and activities undertaken by the Integrated Community Care Support Center in an easy-to-understand format and to strengthen their consultation and complaint resolution systems.

We will also work to ensure the provision of appropriate services that take into account elderly persons' individual conditions and provide information on various service cost reduction programs to low-income persons.

(6) Proper operation of long-term care insurance projects

To ensure proper certification of long-term care need, we will provide training to the Long-term Care Need Certification Committee members and long-term care certification investigators. We will also provide support to care managers to ensure appropriate care management.

Furthermore, we will provide guidance to in-home care support service providers, in-home service providers, long-term care insurance facilities, etc.

We will provide municipal governments (insurers) with support and advice as well as necessary information, to ensure proper operation of the long-term care insurance system. Based on the 3rd Osaka Prefecture Long-Term Care Benefits Improvement Plan, we will support municipal governments' efforts to promote proper provision of long-term care services.

(7) Enhancement of infrastructure for welfare and long-term care services

In addition to improving infrastructure for in-home and facility services, we will promote community-based services.

To secure the necessary human resources for medical, nursing and long-term care for the integrated community care system and improve their quality, we will implement various measures using regional comprehensive medical and long-term care securement funds, etc. Also, to attract more people to the aged care industry, we will disseminate information on the attractiveness of working in an aged care setting and hold job fairs.

Chapter 4: Estimated Service Volume of Long-Term Care and Total Capacity Necessary to Accommodate Residents (Users)

Prefectural estimates of the volume of services (necessary quantity) provided under this Plan were calculated by adding all municipal estimates calculated by each municipal government based on past data on service use and taking into account the expected increase in the number of persons certified as requiring long-term care/support and in the number of persons using services.

Osaka Prefecture aims to increase the percentage of private/unit-type rooms in long-term care facilities to 50% or more by FY2025. In particular, for community-based facilities covered by public aid providing long-term care to the elderly and facilities covered by public aid providing long-term care to the elderly, the prefectural government aims to increase the percentage of private/unit-type rooms to 70% or more. Estimates of necessary capacity were calculated based on these targets.

As for facilities constructed under the old seismic standards (before the enforcement of the new standards in 1981), the prefectural government will promote reconstruction on a priority basis.

(1) Estimated number of persons certified as requiring support or long-term care

The table below shows the estimated number of persons certified as requiring support or long-term care, by support/care level. Estimates were calculated by adding the municipal estimates calculated by each municipal government taking into consideration the implementation status of the community support projects (long-term care prevention projects) and preventive care services, as well as the expected effects from long-term care prevention efforts.

[Estimated number of persons certified as requiring support or long-term care by support/care level]

(Unit: person)

Support/Care Level	FY2015	FY2016	FY2017
Total	488,445	515,387	543,749
Support-Required Level 1	98,007	107,203	116,714
Support-Required Level 2	76,727	81,554	86,609
Care-Required Level 1	76,090	80,182	84,550
Care-Required Level 2	85,280	89,145	93,216
Care-Required Level 3	57,162	59,284	61,604
Care-Required Level 4	51,462	53,222	55,135
Care-Required Level 5	43,717	44,797	45,921

- The number of persons certified as requiring long-term care (support) includes those aged 40 to 64 years.

(2) Estimated long-term care service volume

The service volume of long-term care services was estimated by each municipal government, based on the past data on the use of services and the estimated number of persons certified as requiring long-term care (support), as well as intentions for future use of service surveyed through questionnaires.

Estimated service volume by long-term care service type

Service volume		FY2015	FY2016	FY2017
In-home services				
In-home long-term care support	(persons/month)	190,310	198,536	207,835
Home-visit long-term care	(times/year)	35,004,227	36,682,494	38,545,672
Home-visit bathing	(times/year)	259,345	266,827	277,880
Home-visit nursing	(times/year)	3,677,719	3,998,295	4,366,822
Home-visit rehabilitation	(times/year)	947,267	1,008,707	1,076,382
Outpatient day care *1	(times/year)	10,726,176	6,215,650	6,717,946
Outpatient rehabilitation	(times/year)	2,744,457	2,849,133	2,976,980
Short-stay life care	(days/year)	1,998,595	2,128,436	2,274,642
Short-stay medical care	(days/year)	311,095	331,249	355,303
Welfare equipment rental	(thousand yen/year)	20,191,333	21,007,034	22,069,738
Sale of specified equipment covered by public aid	(thousand yen/year)	1,134,341	1,186,228	1,245,385
Housing renovation	(thousand yen/year)	2,299,572	2,434,556	2,583,998
In-home care management guidance	(persons/month)	53,283	56,714	60,731
Daily life care for residents in specified facilities	(persons/month)	13,045	13,908	15,030
Facility services				
Designated facilities covered by public aid providing long-term care to the elderly	(persons/month)	30,065	31,515	32,678
Elderly health care facilities	(persons/month)	19,594	20,301	20,755
Designated medical care facilities	(persons/month)	2,474	2,470	2,456

*1 Due to the revision of the long-term care insurance system, from FY2016, outpatient care in small-scale facilities will be shifted to "community-based outpatient care" to be provided as a community-based service.

*2 Due to the revision of the long-term care insurance system, between FY2015 and FY2017 home-visit preventive care and outpatient preventive care services will be changed to be provided under the community support project.

Service volume		FY2015	FY2016	FY2017
Preventive long-term care services				
Preventive long-term care support	(persons/month)	100,493	109,407	104,853
Home-visit preventive care *2	(persons/month)	61,680	65,592	35,520
Home-visit bathing service for long-term care prevention	(times/year)	1,470	1,991	2,532
Home-visit nursing for long-term care prevention	(times/year)	431,445	501,801	581,167
Home-visit rehabilitation for long-term care prevention	(times/year)	89,073	100,372	113,625
Outpatient day care for long-term care prevention *2	(persons/month)	37,118	41,066	23,882
Outpatient rehabilitation for long-term care prevention	(persons/month)	6,537	7,343	8,210
Short-stay life care for long-term care prevention	(days/year)	20,620	24,360	29,111
Short-stay medical care for long-term care prevention	(days/year)	3,863	4,771	5,991
Welfare equipment rental for long-term care prevention	(thousand yen/year)	2,303,563	2,564,883	2,867,619
Sale of specified welfare equipment for long-term care prevention	(thousand yen/year)	443,853	499,953	557,632
Housing renovation for long-term care prevention	(thousand yen/year)	1,906,438	2,109,312	2,336,786
In-home care management guidance for long-term care prevention	(persons/month)	3,785	4,230	4,717
Daily life care for residents in specified facilities for long-term care prevention	(persons/month)	1,888	2,057	2,237

Service volume		FY2015	FY2016	FY2017
Community-based services (Community-based preventive long-term care services)				
Regular/on-demand home-visit long-term/nursing care	(persons/month)	1,418	1,806	2,154
Nighttime home-visit long-term care	(persons/month)	548	616	698
Outpatient day care for elderly with dementia	(times/year)	407,638	443,736	481,040
Multifunctional long-term care in small group home	(persons/month)	3,209	3,601	3,947
Communal daily life care for elderly with dementia	(persons/month)	10,172	10,929	11,754
Daily life care for residents in community-based specified facilities	(persons/month)	273	476	505
Daily life care for residents in community-based facilities covered by public aid providing long-term care to the elderly	(persons/month)	2,774	3,448	3,920
Combined services (Home-visit nursing & multifunctional long-term care in small group home)	(persons/month)	424	695	895
Community-based outpatient day care *1	(persons/month)		5,291,953	5,664,330
Preventive outpatient care for elderly with dementia	(times/year)	4,550	5,818	6,921
Multifunctional preventive long-term care in small group home	(persons/month)	402	464	521
Preventive communal daily life care for elderly with dementia	(persons/month)	20	21	24

(3) Total capacity necessary to accommodate users (residents) of facility/housing-type services and community-based services

(Unit: person)

Type	FY2015	FY2016	FY2017
Services at facilities covered by long-term care insurance			
Designated facilities covered by public aid providing long-term care to the elderly	31,497	32,067	33,129
Elderly health care facilities	20,760	20,960	21,209
Designated medical care facilities	2,349	2,349	2,349
Housing-type services			
Daily life care for residents in specified facilities specialized in long-term care	788	788	788
Daily life care for residents in combined specified facilities	16,882	18,145	19,244
Community-based services			
Communal daily life care for elderly with dementia	10,916	11,884	12,736
Daily life care for residents in community-based specified facilities	447	476	505
Daily life care for residents in community-based facilities covered by public aid providing long-term care to the elderly	2,955	3,564	4,057

* For services at facilities covered by long-term care insurance, estimates for each fiscal year were calculated by adding the municipal estimates calculated by each municipal government taking into account the necessary capacity, number of facilities to be developed, operating rate, etc. As for designated medical care facilities, construction of new facilities is not expected.

* For housing-type services and community-based services, estimates were calculated by adding the municipal estimates calculated by each municipal government taking into account its respective actual conditions (necessary capacity, operating rate, etc.).

(4) Estimates of long-term care benefits, etc. during the Plan period

Estimates of long-term care benefits, etc. during the Plan period are shown below. These estimates were calculated by the Osaka prefectural government by adding all municipal estimates of long-term care insurance costs excluding out-of-pocket payments by users.

Estimation (standard long-term care benefits costs)

(Unit: million yen)

	FY2015	FY2016	FY2017
Costs of services covered by long-term care benefits	622,248	657,971	680,026
High-cost long-term care (preventive care) service costs	14,438	15,571	16,710
High-cost combined medical and long term care (preventive care) service costs	1,911	2,140	2,392
Costs of long-term care (preventive care) service for specified facility residents	18,752	18,286	19,035
Examination/payment fees	599	645	694
Total costs of standard long-term care benefits	657,948	694,612	718,856

Estimation (costs of community support projects)

(Unit: million yen)

	FY2015	FY2016	FY2017
Costs of comprehensive preventive care/daily life support projects	2,561	3,552	21,303
Costs of comprehensive support projects and voluntary projects	11,126	12,311	12,937
Total costs of community support projects	13,687	15,863	34,239

Estimation (average value of standard insurance premium amounts)

(Unit: yen/month)

	5th period	6th period	Increase
Standard insurance premium amount	5,303	6,025	722

* Weighted average of Osaka Prefecture

Chapter 5: Review of Osaka Prefectural Plan for Senior Citizens 2012

		FY2012			FY2013			FY2014
		Plan	Results	vs. plan	Plan	Results	vs. plan	Plan
Number of persons certified as requiring long-term care	(persons)	407,232	423,165	103.9%	428,374	447,519	104.5%	448,953

Source: Annual Long-term Care Insurance Business Status Report

Number of long-term care insurance service recipients	(persons)	322,249	334,955	103.9%	342,190	355,966	104.0%	361,806
In-home services / Community-based services	(persons)	195,022	204,999	105.1%	208,481	216,924	104.0%	221,214
Preventive long-term care services / Community-based preventive long-term care services	(persons)	77,018	81,451	105.8%	82,053	90,012	109.7%	87,064
Facility services	(persons)	50,209	48,505	96.6%	51,656	49,030	94.9%	53,528

(Service volume of long-term care)

In-home services		FY2012			FY2013			FY2014
		Plan	Results	vs. plan	Plan	Results	vs. plan	Plan
In-home long-term care support	(persons/month)	164,640	164,882	100.1%	174,460	174,505	100.0%	185,659
Home-visit long-term care	(times/year)	26,074,907	29,056,944	111.4%	27,352,576	31,870,571	116.5%	28,612,989
Home-visit bathing	(times/year)	264,196	251,947	95.4%	276,322	246,814	89.3%	287,972
Home-visit nursing	(times/year)	1,791,338	2,696,101	150.5%	1,883,546	3,092,130	164.2%	1,980,015
Home-visit rehabilitation	(times/year)	816,066	884,803	108.4%	862,310	879,019	101.9%	906,288
Outpatient day care	(times/year)	8,014,202	8,367,151	104.4%	8,561,975	9,204,722	107.5%	9,171,629
Outpatient rehabilitation	(times/year)	2,671,064	2,501,971	93.7%	2,835,422	2,559,908	90.3%	2,994,046
Short-stay life care	(days/year)	1,738,722	1,695,723	97.5%	1,824,311	1,795,154	98.4%	1,913,319
Short-stay medical care	(days/year)	286,538	260,128	90.8%	303,673	271,022	89.2%	317,447
Welfare equipment rental	(thousand yen/year)	18,228,886	17,705,759	97.1%	19,296,878	20,567,043	106.6%	20,331,608
Sale of specified welfare equipment	(thousand yen/year)	1,391,608	1,292,744	92.9%	1,493,840	1,162,136	77.8%	1,593,607
In-home care management guidance	(persons/month)	37,419	40,354	107.8%	40,049	45,596	113.9%	42,551
Daily life care for residents in specified facilities	(persons/month)	11,290	9,776	86.6%	12,454	10,621	85.3%	13,546
Facility services		FY2012			FY2013			FY2014
		Plan	Results	vs. plan	Plan	Results	vs. plan	Plan
Designated facilities covered by public aid providing long-term care to the elderly	(persons/month)	27,852	27,548	98.9%	28,672	27,897	97.3%	29,878
Elderly health care facilities	(persons/month)	18,975	18,107	95.4%	19,745	18,540	93.9%	20,469
Designated medical care facilities	(persons/month)	3,384	3,075	90.9%	3,240	2,802	86.5%	3,182

* The results for FY2014 have not yet been finalized.

Preventive long-term care services		FY2012			FY2013			FY2014
		Plan	Results	vs. plan	Plan	Results	vs. plan	Plan
Preventive long-term care support	(persons/month)	73,805	75,261	102.0%	78,353	83,317	106.3%	83,101
Home-visit preventive care	(persons/month)	52,062	50,545	97.1%	55,140	53,325	96.7%	58,105
Home-visit bathing service for long-term care prevention	(times/year)	1,305	717	54.9%	1,451	775	53.4%	1,492
Home-visit nursing for long-term care prevention	(times/year)	118,880	231,100	194.4%	127,033	295,571	232.7%	135,854
Home-visit rehabilitation for long-term care prevention	(times/year)	69,737	72,961	104.6%	76,545	74,619	97.5%	82,987
Outpatient day care for long-term care prevention	(persons/month)	21,053	23,198	110.2%	22,806	28,334	124.2%	24,466
Outpatient rehabilitation for long-term care prevention	(persons/month)	4,736	4,701	99.3%	5,013	5,191	103.6%	5,324
Short-stay life care for long-term care prevention	(days/year)	17,536	14,745	84.1%	19,262	14,751	76.6%	20,965
Short-stay medical care for long-term care prevention	(days/year)	3,417	2,327	68.1%	3,731	2,822	75.6%	4,114
Welfare equipment rental for long-term care prevention	(thousand yen/year)	1,569,177	1,645,224	104.8%	1,677,118	2,032,167	121.2%	1,780,914
Sale of specified welfare equipment for long-term care prevention	(thousand yen/year)	440,306	371,738	84.4%	475,863	385,917	81.1%	525,032
In-home care management guidance for long-term care prevention	(persons/month)	2,700	2,522	93.4%	2,872	2,980	103.8%	3,060
Daily life care for residents in specified facilities for long-term care prevention	(persons/month)	1,471	1,367	92.9%	1,621	1,526	94.1%	1,742
Community-based services (Community-based preventive long-term care services)		FY2012			FY2013			FY2014
		Plan	Results	vs. plan	Plan	Results	vs. plan	Plan
Regular/on-demand home-visit long-term/nursing care	(persons/month)	534	17	3.2%	1,311	317	24.2%	1,818
Nighttime home-visit long-term care	(persons/month)	364	376	103.3%	398	389	97.7%	433
Outpatient day care for elderly with dementia	(times/year)	355,323	351,487	98.9%	383,811	363,976	94.8%	404,571
Multifunctional long-term care in small group home	(persons/month)	2,365	2,251	95.2%	2,799	2,421	86.5%	3,300
Communal daily life care for elderly with dementia	(persons/month)	8,712	8,304	95.3%	9,519	8,546	89.8%	10,312
Daily life care for residents in community-based specified facilities	(persons/month)	139	102	73.4%	284	139	48.9%	313
Daily life care for residents in community-based facilities covered by public aid providing long-term care to the elderly	(persons/month)	1,463	1,301	88.9%	2,036	1,523	74.8%	3,167
Combined services (Home-visit nursing & multifunctional long-term care in small group home)	(persons/month)	69	5	7.2%	254	65	25.6%	490
Preventive outpatient care for elderly with dementia	(times/year)	2,046	1,802	88.1%	2,851	2,127	74.6%	3,048
Multifunctional preventive long-term care in small group home	(persons/month)	211	185	87.7%	255	240	94.1%	287
Preventive communal daily life care for elderly with dementia	(persons/month)	20	12	60.0%	21	8	38.1%	22

Total capacity necessary to accommodate residents

		FY2012			FY2013			FY2014
		Plan	Results	vs. plan	Plan	Results	vs. plan	Plan
Designated facilities covered by public aid providing long-term care to the elderly	(person)	28,805	28,438	98.7%	29,478	28,802	97.7%	30,777
Elderly health care facilities	(person)	19,937	19,144	96.0%	20,237	19,393	95.8%	20,717
Designated medical care facilities	(person)	3,256	2,874	88.3%	3,256	2,692	82.7%	3,256

(Note) Regarding the total capacity necessary to accommodate residents, the results for FY2012 indicate the capacity of the facilities designated as of April 1, 2013 and the results for FY2013 indicate the capacity of the facilities designated as of April 1, 2014.

Chapter 6: Toward the Promotion of the Osaka Prefectural Plan for Senior Citizens 2015

(1) Promotion system

The Osaka Prefectural Government has established the Osaka Prefectural Council for Promotion of the Measures for the Health and Welfare of Senior Citizens, which comprises the related departments and bureaus, to promote the implementation of the Plan. The relevant departments and bureaus will work in close collaboration to implement the Plan, through the holding of Council meetings and other activities.

The prefectural government has also established the Osaka Prefectural Committee for the Promotion of Plans for the Health and Welfare of Senior Citizens, which comprises academics and other experts in the health, medical and welfare fields, to inspect and evaluate the progress of the Plan.

The prefectural government, municipal governments and related bodies and agencies will strive to promote the Plan, under close cooperation and optimal allocation of roles and responsibilities between these entities, while obtaining the understanding and cooperation of local residents.

(2) Support and advice for municipal governments

This Plan is intended to support municipal governments in promoting their respective plans and projects for the elderly. Therefore, through implementation of the prefectural measures specified in this Plan, the prefectural government will provide support to municipal governments for smooth operation of their elderly welfare projects and long-term care insurance projects. The prefectural government will also provide support and advice for smooth implementation of municipal elderly welfare plans, by means of participating in block meetings, establishing working teams, operating the Regional Coordination Meeting, holding meetings of section managers in charge of elderly welfare, and effectively using other relevant opportunities.

Furthermore, the prefectural government will support inspection and evaluation of the progress of municipal elderly welfare plans, by collecting data on the progress of the plans implemented in each area as well as in the entire prefecture, and by providing the collected data to each municipal government.

[Establishment of Elderly Welfare Service Areas]

The Osaka Prefectural Government has established the following eight elderly welfare service areas, to coincide with the secondary medical care areas (regional units each of which offers complete general medical services) and the comprehensive medical and nursing care areas stipulated in Osaka Prefectural Plan for Regional Securement of Comprehensive Medical and Nursing Care Services (fund project).

Area Name	Municipalities
Osaka City Elderly Welfare Service Area	Osaka City
Toyono Elderly Welfare Service Area	Toyonaka City, Ikeda City, Suita City, Minoh City, Toyono Town, Nose Town
Mishima Elderly Welfare Service Area	Takatsuki City, Ibaraki City, Settsu City, Shimamoto Town
Kita-kawachi Elderly Welfare Service Area	Moriguchi City, Hirakata City, Neyagawa City, Daito City, Kadoma City, Shijonawate City, Katano City
Naka-kawachi Elderly Welfare Service Area	Yao City, Kashiwara City, Higashiosaka City
Minami-kawachi Elderly Welfare Service Area	Tondabayashi City, Kawachinagano City, Matsubara City, Habikino City, Fujiidera City, Osakasayama City, Taishi Town, Kanan Town, Chihayaakasaka Village
Sakai City Elderly Welfare Service Area	Sakai City
Senshu Elderly Welfare Service Area	Kishiwada City, Izumiotsu City, Kaizuka City, Izumisano City, Izumi City, Takaishi City, Sennan City, Hannan City, Tadaoka Town, Kumatori Town, Tajiri Town, Misaki Town

