

Osaka's Economic Potential

GDP equals to Thailand, Population equals to Asian major cities

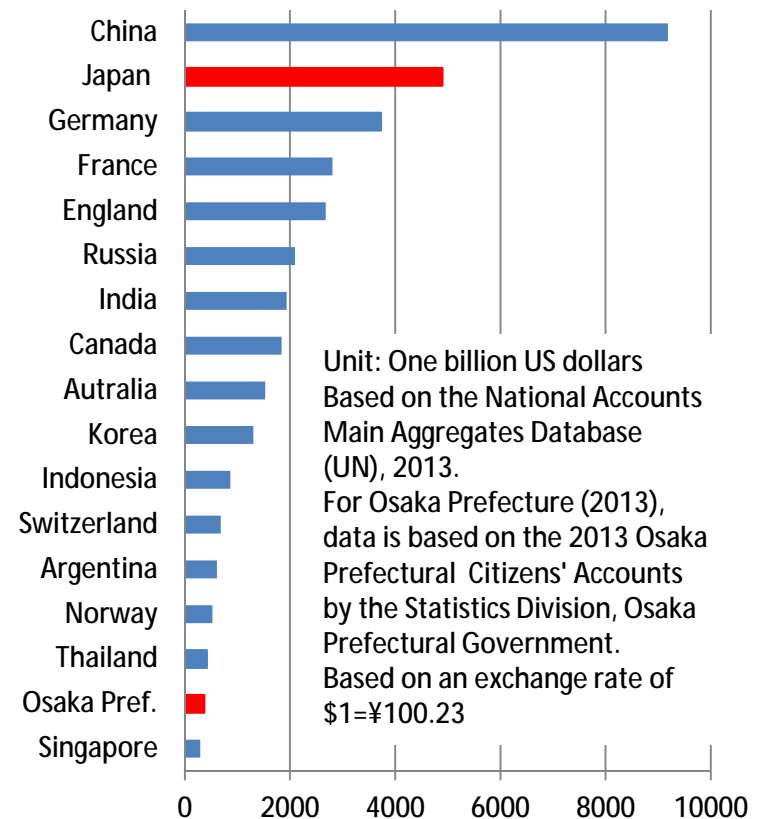
•GDP (Osaka Pref.) is 8% of Japan, equal to Thailand

•Population of Osaka/Kansai

City	Population
Jakarta (Indonesia)	9.61 million
Osaka Prefecture	8.85 million
Guangzhou (China)	8.53 million

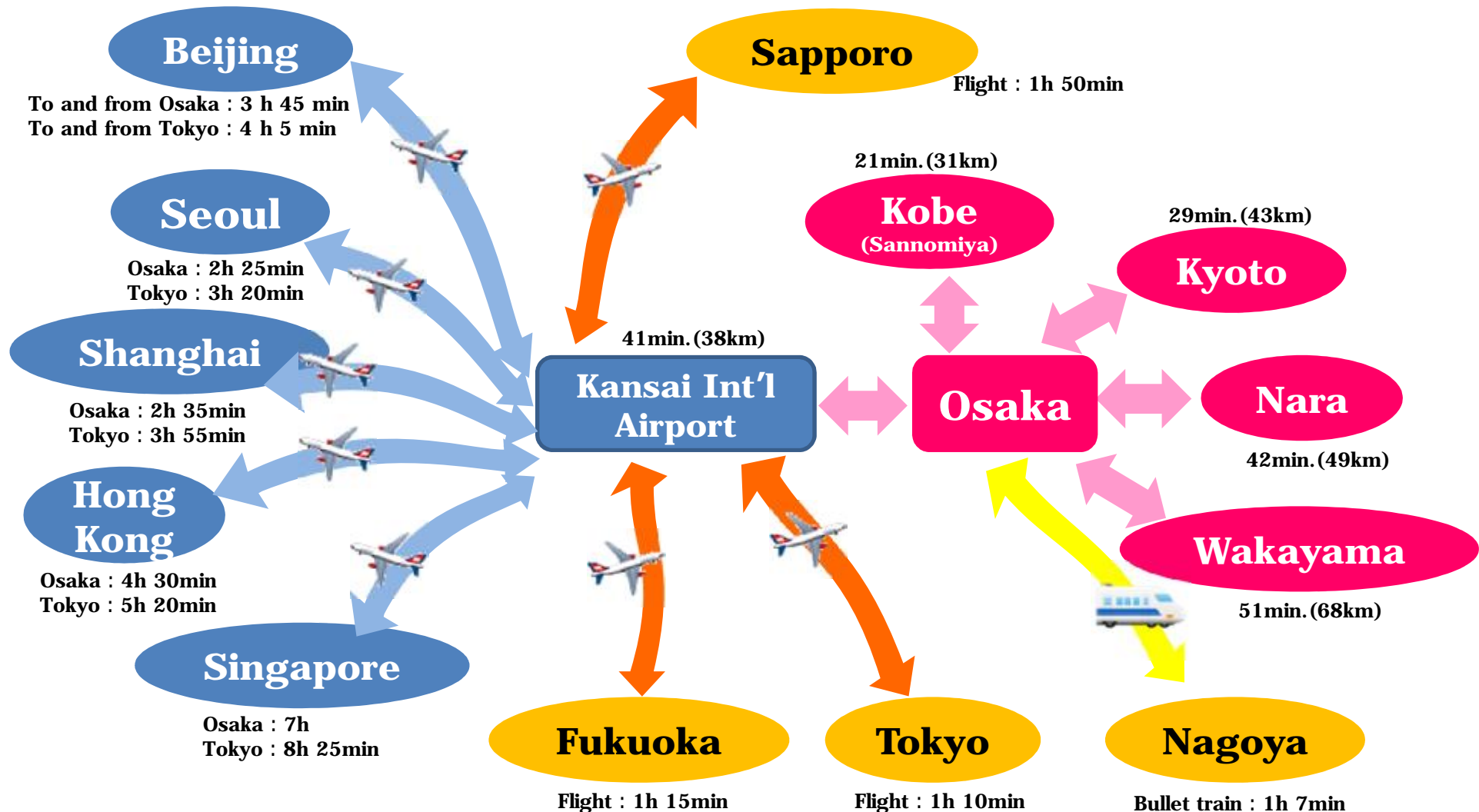
Country/Region	Population
Taiwan	23.32 million
Australia	22.40 million
Kansai (Japan)	21.71 million

Source:
 Ministry of Internal Affairs and Communication World Statistics 2016
 Ministry of Internal Affairs and Communication Population Census 2010



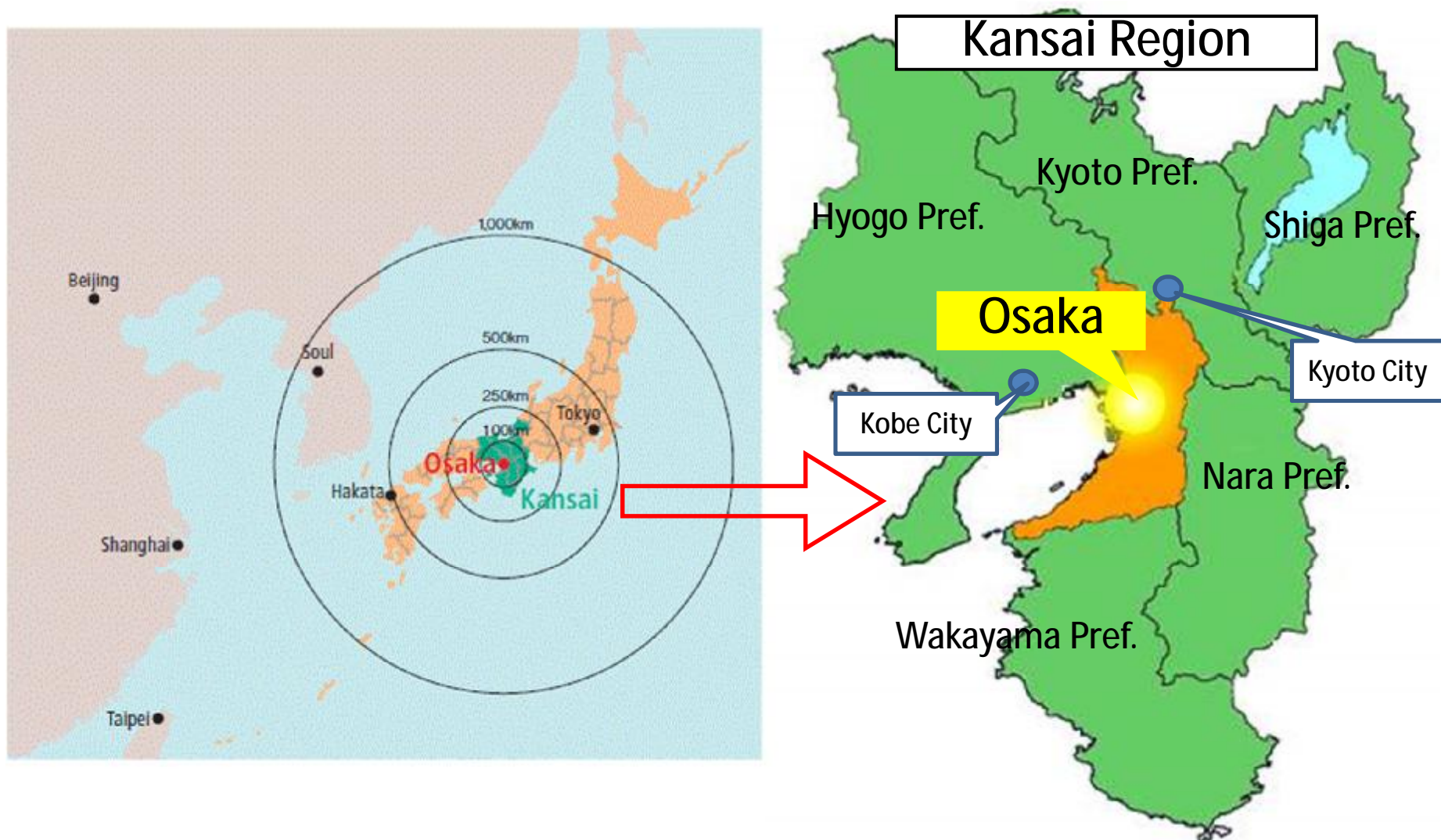
Access to Asia

Short access to Asian major cities



Access to Asia

OSAKA: Located at the center of three major cities in Kansai area (Osaka, Kyoto and Kobe) and near Asian cities



Technical Capabilities of SMEs in All- round Manufacturing!

SMEs Technology

- World-famous accumulation of manufacturing industries -

Number of manufacturers	43,796 (No.2 in Japan)
Number of employees	642,781 (No.3 in Japan)
Shipment value	16 trillion yen (No.3 in Japan)
Ratio of SMEs in shipment value	61.8%
Number of international patent applications	6,151 (No.2 in Japan (15.1%))

Source: Economic Census, Ministry of International Affairs and Communications (2011, 2014)
Japan Patent Office Annual Report, Japan Patent Office (2015)



Hard Lock Nut maintains an unshakeable reputation throughout the world: Hard Lock Industry Co., Ltd



A dominant share of over 70 percent of the global market in scribing/breaking equipment for LCD panels (photo: a scriber for small to mid-size LCD panels)
:Mitsuboshi Diamond Industrial Co., Ltd.

Major Domestic Companies based in Osaka

Fortune Global 500

*FORTUNE Magazine's annual ranking of the world's 500 largest companies



NISSAY



SUMITOMO ELECTRIC



Daiwa House

Automobiles/Bicycles

- ⌌ Daihatsu Motor, Co., Ltd.
- ⌌ Shimano Inc.

Construction

- ⌌ Daiwa House Industry Co., Ltd.
- ⌌ Takenaka Corporation

Electronics

- ⌌ Keyence Corporation
- ⌌ Panasonic Corporation
- ⌌ Sharp Corporation

Food & Beverages

- ⌌ Ezaki Glico Co., Ltd.
- ⌌ Nissin Foods Holdings Co., Ltd.
- ⌌ Suntory Holdings Limited

Game Development

- ⌌ Capcom Co., Ltd.

Industrial Machinery

- ⌌ Daikin Industries, Ltd.
- ⌌ Hitachi Zosen Corporation
- ⌌ Kubota Corporation
- ⌌ Yanmar Co., Ltd.

Insurance/Financial Services

- ⌌ Nippon Life Insurance Company
- ⌌ Sumitomo Life Insurance Company

International Trade

- ⌌ Itochu Corporation

Non-ferrous Metal Products

- ⌌ Sumitomo Electric Industries, Ltd.

Office Equipment & Supplies

- ⌌ Kokuyo Co., Ltd.

Pharmaceuticals

- ⌌ Shionogi & Co., Ltd.
- ⌌ Takeda Pharmaceutical Company Limited

Public Utilities

- ⌌ The Kansai Electric Power Co., Inc.
- ⌌ Osaka Gas Co., Ltd

Sports Equipment

- ⌌ Descente, Ltd.
- ⌌ Mizuno Corporation

Textiles

- ⌌ Teijin Limited

Living Environment

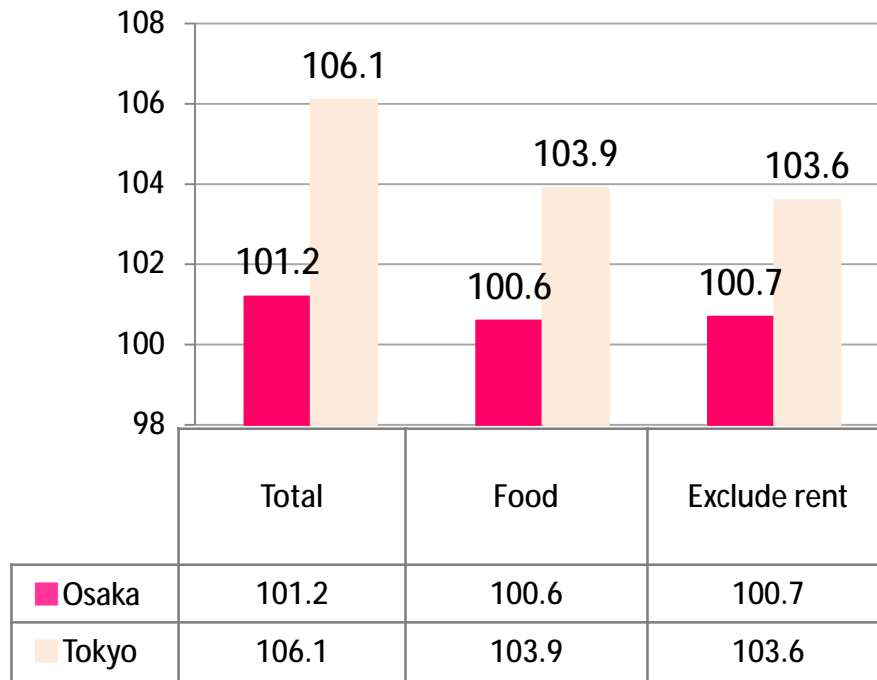
1. Living Cost

Cheaper living cost in Osaka than that in Tokyo metropolis

Living cost

*Comparison of regional difference index of consumer price

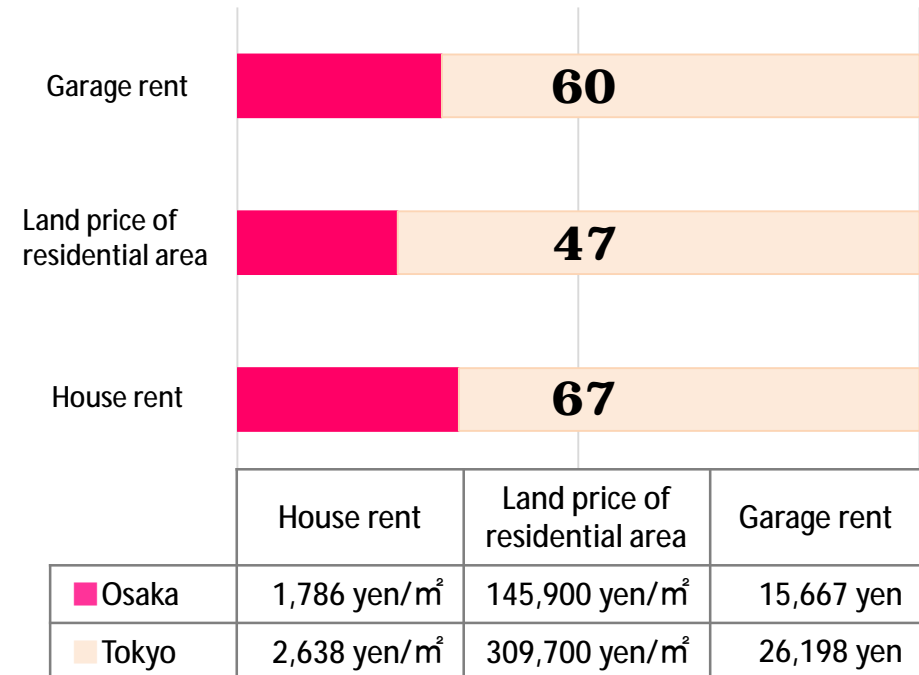
*100=Average cost of 51 cities



Housing cost

[per month]

*100=Cost of Tokyo



[Source] Ministry of Internal Affairs and Communication
 Regional difference index of average consumer price 2014
 Retail Price Survey 2014
 Japanese Statistics 2014

Living Environment

2. Attractions and Sightseeing

- One of three foreign tourists visit Osaka
- Foreign tourists visiting in Osaka: 7 million (2015)

Ranking	City	Visiting Rate (%)
1	Tokyo	48.5
2	Osaka	34.1
3	Kyoto	27.9
4	Chiba	13.4
5	Kanagawa	11.8
6	Fukuoka	11.3
7	Hokkaido	10.7
8	Aichi	9.1
9	Hyogo	6.9
10	Nara	6.4

[Source]
Japan Tourism Agency, Ministry of Land,
Infrastructure, Transport and Tourism Consumption
Trend Survey for Foreigners Visiting Japan 2014

